

# DATA SHEET

## PARLÉ™ TTM-X

### AVB BEAMTRACKING™ TABLETOP MICROPHONE

The Parlé™ TTM-X is an AVB low-profile tabletop microphone for use in Tesira systems. Comprising a network box and a tabletop microphone, each microphone includes Beamtracking technology with four 90-degree zones, providing full 360-degree coverage of the meeting space. The TTM-X microphone delivers Beamtracking performance in a sleek, unobtrusive design that sits on or mounts to a conferencing table. The TTM-X actively tracks and intelligently mixes conversations from around the table, allowing far-end participants to experience the conversation as they would a face-to-face meeting. Each network box has its own digital signal processing module and comes with an additional RJ-45 connector to add an optional TTM-XEX. A maximum of two microphones are permitted per network box (one TTM-X with TTM-XEX). The TTM-X is well suited for a variety of room types and sizes that require high-quality audio solutions and low-profile or unobtrusive microphones.



#### FEATURES

- Low profile circular tabletop microphone that measures 4.3 inches (110 mm) in diameter
- Sits directly on a tabletop to virtually disappear in room
- Beamtracking technology actively tracks and intelligently mixes conversations
- Four 90-degree zones for full 360-degree room coverage
- Network box includes DSP for Beamtracking
- Uses only one channel of AEC per microphone
- Single cable connection via category cable
- Beamtracking technology works out-of-box without any lobe aiming or room mapping
- LED mute status indicator
- Available in either black or white
- Additional RJ-45 on network box for connection to a TTM-XEX microphone
- CE marked, UL listed, and RoHS compliant
- Covered by Biamp Systems' five-year warranty

#### ARCHITECTS & ENGINEERS SPECIFICATIONS

The Beamtracking™ tabletop microphone shall be designed exclusively for use with Biamp® Tesira® systems. The Beamtracking tabletop microphone shall be comprised of a tabletop microphone and a network box. The Beamtracking tabletop microphone shall utilize an AVB/TSN network via an RJ-45 connector for audio networking as well as software configuration and control. The Beamtracking tabletop microphone shall contain a sixteen-element digital microphone array and shall provide four 90-degree zones for 360 degrees of coverage. The Beamtracking tabletop microphone shall offer multidirectional beamforming and automatic signal tracking capabilities. The Beamtracking technology shall operate in conjunction with acoustic echo cancellation technology (AEC) in accordance with U.S. Patent 9659576. The signal processing of the Beamtracking tabletop microphone shall be configurable via the Tesira design software, including but not limited to: signal routing and mixing, equalization, filtering, dynamics, and delay, as well as control, monitoring, and diagnostic tools. The Beamtracking tabletop microphone shall offer simple installation and shall be placed on or mounted directly to the tabletop. The Beamtracking tabletop microphone shall be powered by PoE (IEEE 802.3at Class 3, 15.4W). The Beamtracking tabletop microphone shall provide a second RJ-45 connector to allow connection of one expander TTM-XEX microphone. The Beamtracking ceiling microphone shall be CE marked, UL listed, and compliant with the RoHS directive. Warranty shall be five years. The Beamtracking tabletop microphone shall be Parlé™ TTM-X.

## PARLÉ TTM-X SPECIFICATIONS

### TABLETOP MICROPHONE

<b>Microphone Technology:</b>	16-Element Digital Array
<b>Frequency Response (150 Hz - 16 kHz):</b>	± 3dB
<b>Polar Pattern:</b>	Beamformed
<b>Sensitivity (94dB SPL, 1kHz):</b>	> 74dB
<b>Maximum SPL (at 0.5% THD):</b>	109dB
<b>Dynamic Range (THD+N &lt; 10%):</b>	90dB, A-Weighted
<b>Indicators:</b>	Mute Indicator (Green/Red LED)
<b>Digital Interface:</b>	Custom/Proprietary
<b>Connector:</b>	RJ-45 (cable length 6.6 feet [2 meters])
<b>Overall Dimensions</b>	
<b>Height:</b>	0.7 inches (18 mm)
<b>Diameter:</b>	4.3 inches (110 mm)
<b>Weight:</b>	0.5 lbs (231 g)

### NETWORK BOX

<b>Connectors:</b>	Three RJ-45: one between TTM-X network box and switch, one between the network box and microphone, the other between TTM-X network box and TTM-XEX
<b>Power:</b>	PoE (IEEE 802.3at Class 3, 15.4W)
<b>Indicators:</b>	Power Indicator (Green/Yellow/Red LED)
<b>Digital Interface:</b>	Custom/Proprietary
<b>Max Distance Between Devices:</b>	330 feet (100 meters) from switch to TTM-X network box; 33 feet (10 meters) between TTM-X network box and TTM-XEX
<b>Overall Dimensions</b>	
<b>Height:</b>	0.9 inches (23 mm)
<b>Width:</b>	4.2 inches (106 mm)
<b>Depth:</b>	4.2 inches (106 mm)
<b>Weight:</b>	0.7 lbs (310 g)
<b>Environmental</b>	
<b>Ambient Operating Temperature Range:</b> 32 - 104° F (0 - 40° C)	
<b>Humidity:</b>	0-95% relative humidity (non-condensing)
<b>Altitude:</b>	0-10,000 ft (0-3000m) MSL
<b>Compliance:</b>	FCC Part 15B (USA) CE marked (Europe) UL and C-UL listed (USA and Canada) RoHS Directive (Europe)

## OPTIONAL ACCESSORIES

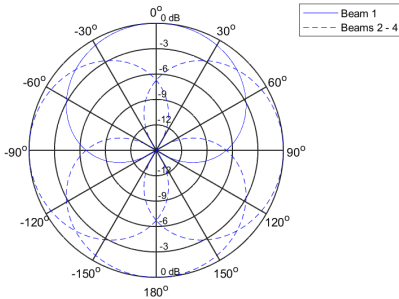


**TTM-X-SM**  
Secure mounting bracket  
for TTM-X/-XEX

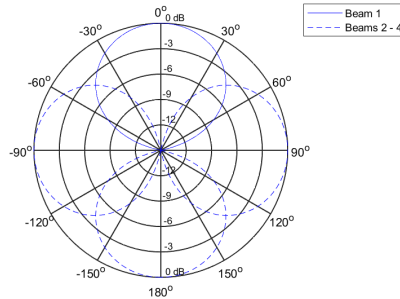


**16mm Grommet**  
Table grommet, 7mm ID

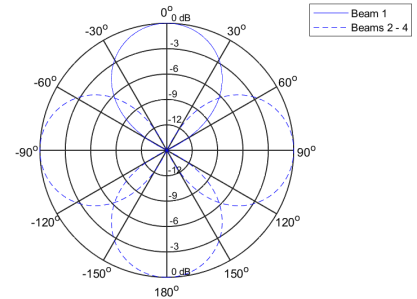
TTM-X Polar Responses at Center of Tracking Zones  
Patterns Shown at 1000Hz at an elevation of 30° from Table



TTM-X Polar Responses at Center of Tracking Zones  
Patterns Shown at 2000Hz at an elevation of 30° from Table



TTM-X Polar Responses at Center of Tracking Zones  
Patterns Shown at 4000Hz at an elevation of 30° from Table



Biamp, Tesira, Parlé, and Beamtracking are either trademarks or registered trademarks of Biamp Systems, LLC in the United States and other countries. Other product names referenced may be trademarks or registered marks of their respective owners and Biamp Systems is not affiliated with or sponsored by these companies.



A: 9300 S.W. Gemini Drive Beaverton, OR 97008 USA

T: +1 503.641.7287

W: www.biamp.com

TESDS-379-2002-EN-R1